



**2012**

# ICD-9-CM

**Expert for  
Hospitals & Payers**

**VOLUMES**

**1** through **3**

## 7. Diseases of the Circulatory System (390-459)

### 422 Acute myocarditis

**EXCLUDES** acute rheumatic myocarditis (391.2)

**DEF:** Acute inflammation of the muscular walls of the heart (myocardium).

#### 422.0 Acute myocarditis in diseases classified elsewhere

Code first underlying disease, as:

- myocarditis (acute):
- influenzal (487.8)
- tuberculous (017.9)

**EXCLUDES** myocarditis (acute) (due to):  
 aseptic, of newborn (074.23)  
 Coxsackie (virus) (074.23)  
 diphtheritic (032.82)  
 meningococcal infection (036.43)  
 syphilitic (093.82)  
 toxoplasmosis (130.3)

**CC Exd:** 391.2, 398.0, 422.0-422.99, 429.0, 429.71-429.79, 459.89-459.9

### 422.9 Other and unspecified acute myocarditis

#### 422.90 Acute myocarditis, unspecified

Acute or subacute (interstitial) myocarditis

**CC Exd:** See code: 422.0

#### 422.91 Idiopathic myocarditis

Myocarditis (acute or subacute):

- Fiedler's giant cell
- isolated (diffuse) (granulomatous)
- nonspecific granulomatous

**CC Exd:** See code: 422.0

#### 422.92 Septic myocarditis

Myocarditis, acute or subacute:

- pneumococcal
- staphylococcal

Use additional code to identify infectious organism [e.g., *Staphylococcus* 041.1]

**EXCLUDES** myocarditis, acute or subacute: in bacterial diseases classified elsewhere (422.0)  
 streptococcal (391.2)

**CC Exd:** See code 422.0

#### 422.93 Toxic myocarditis

**DEF:** Inflammation of the heart muscle due to an adverse reaction to certain drugs or chemicals reaching the heart through the bloodstream.

**CC Exd:** See code: 422.0

#### 422.99 Other

**CC Exd:** See code: 422.0

### 423 Other diseases of pericardium

**EXCLUDES** that specified as rheumatic (393)

#### 423.0 Hemopericardium

**DEF:** Blood in the pericardial sac (pericardium).

**CC Exd:** 423.0-423.9, 459.89-459.9

#### 423.1 Adhesive pericarditis

Adherent pericardium	Pericarditis:
Fibrosis of pericardium	adhesive
Milk spots	obliterative
	Soldiers' patches

**DEF:** Two layers of serous pericardium adhere to each other by fibrous adhesions.

**CC Exd:** See code: 423.0

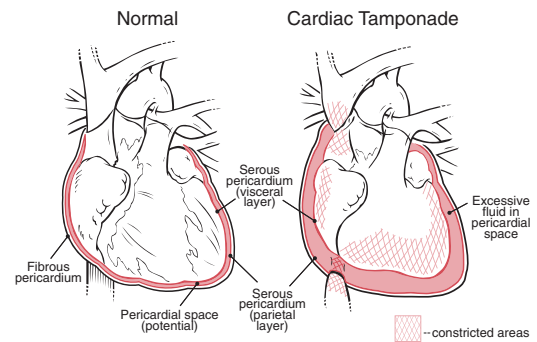
#### 423.2 Constrictive pericarditis

Concato's disease  
 Pick's disease of heart (and liver)

**DEF:** Inflammation identified by a rigid, thickened and sometimes calcified pericardium; ventricles of the heart not adequately filled; congestive heart failure may result.

**CC Exd:** See code: 423.0

### Cardiac Tamponade



#### 423.3 Cardiac tamponade

Code first the underlying cause

**DEF:** Life-threatening condition in which fluid or blood accumulates between the muscle of the heart (myocardium) and the outer sac (pericardium), resulting in compression of the heart, which decreases cardiac output.

**CC Exd:** 074.21, 093.81, 391.0, 393, 420.0-420.99, 423.3-423.9, 459.89-459.9

**AHA:** 4Q, '07, 86, 87

#### 423.8 Other specified diseases of pericardium

Calcification	} of pericardium
Fistula	

**CC Exd:** See code: 423.3

**AHA:** 2Q, '89, 12

#### 423.9 Unspecified disease of pericardium

**CC Exd:** See code: 423.3

**AHA:** 1Q, '07, 11

### 424 Other diseases of endocardium

**EXCLUDES** bacterial endocarditis (421.0-421.9)  
 rheumatic endocarditis (391.1, 394.0-397.9)  
 syphilitic endocarditis (093.20-093.24)

#### 424.0 Mitral valve disorders

Mitral (valve):

incompetence	} NOS of specified cause, except rheumatic
insufficiency	
regurgitation	

**EXCLUDES** mitral (valve):

- disease (394.9)
- failure (394.9)
- stenosis (394.0)
- the listed conditions:
  - specified as rheumatic (394.1)
  - unspecified as to cause but with mention of:
    - diseases of aortic valve (396.0-396.9)
    - mitral stenosis or obstruction (394.2)

**AHA:** 3Q, '06, 7; 2Q, '00, 16; 3Q, '98, 11; N-D, '87, 8; N-D, '84, 8

**I34.8** Other nonrheumatic mitral valve disorders

#### 424.1 Aortic valve disorders

Aortic (valve):

incompetence	} NOS of specified cause, except rheumatic
insufficiency	
regurgitation	
stenosis	

**EXCLUDES** hypertrophic subaortic stenosis (425.1)

that specified as rheumatic (395.0-395.9)  
 that of unspecified cause but with mention of diseases of mitral valve (396.0-396.9)

**AHA:** 4Q, '08, 179; 4Q, '88, 8; N-D, '87, 8

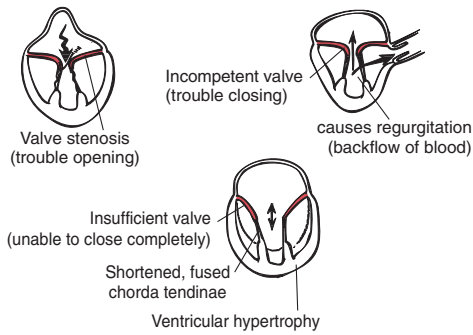
#### 424.2 Tricuspid valve disorders, specified as nonrheumatic

Tricuspid valve:

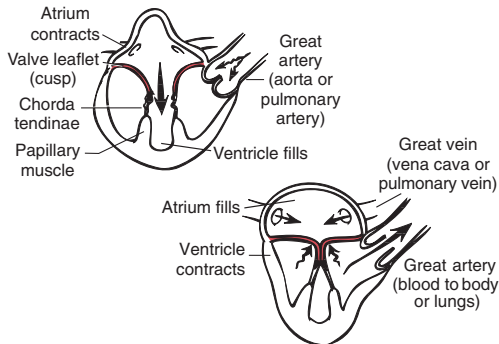
incompetence	} of specified cause, except rheumatic
insufficiency	
regurgitation	
stenosis	

**EXCLUDES** rheumatic or of unspecified cause (397.0)

**Heart Valve Disorders**



**Normal Heart Valve Function**



**424.3 Pulmonary valve disorders**

Pulmonic: incompetence NOS  
 Pulmonic: regurgitation NOS  
 insufficiency NOS stenosis NOS

**EXCLUDES** that specified as rheumatic (397.1)

**424.9 Endocarditis, valve unspecified**

**424.90 Endocarditis, valve unspecified, unspecified cause**

Endocarditis (chronic):  
 NOS  
 nonbacterial thrombotic

Valvular:  
 incompetence  
 insufficiency  
 regurgitation  
 stenosis } of unspecified valve,  
 unspecified cause

Valvulitis (chronic)  
**CC Excl:** 424.90-424.99, 459.89-459.9  
**I38** Endocarditis valve unspecified

**424.91 Endocarditis in diseases classified elsewhere**

**Code first underlying disease as:**  
 atypical verrucous endocarditis [Libman-Sacks] (710.0)  
 disseminated lupus erythematosus (710.0)  
 tuberculosis (017.9)

**EXCLUDES** syphilitic (093.20-093.24)  
**CC Excl:** See code: 424.90

**424.99 Other**

Any condition classifiable to 424.90 with specified cause, except rheumatic

**EXCLUDES** endocardial fibroelastosis (425.3) that specified as rheumatic (397.9)  
**CC Excl:** See code: 424.90

**425 Cardiomyopathy**

**INCLUDES** myocardopathy  
**AHA:** J-A, '85, 15

**425.0 Endomyocardial fibrosis**

**CC Excl:** 398.91, 402.01, 402.11, 402.91, 404.01, 404.03, 404.11, 404.13, 404.91, 404.93, 414.00-414.07, 414.2-414.9, 425.0-425.9, 426.10-426.13, 426.50-426.54, 426.81-426.89, 427.31-427.42, 427.60-427.89, 428.0-428.1, 428.9, 459.89-459.9, 746.86, 785.0-785.1, 785.50-785.51

**425.1 Hypertrophic obstructive cardiomyopathy**

Hypertrophic subaortic stenosis (idiopathic)  
**DEF:** Cardiomyopathy marked by left ventricle hypertrophy, enlarged septum; results in obstructed blood flow.  
**CC Excl:** See code: 425.0

**425.2 Obscure cardiomyopathy of Africa**

Becker's disease  
 Idiopathic mural endomyocardial disease  
**CC Excl:** See code: 425.0

**425.3 Endocardial fibroelastosis**

Elastomyofibrosis  
**DEF:** A condition marked by left ventricle hypertrophy and conversion of the endocardium into a thick fibroelastic coat; capacity of the ventricle may be reduced, but is often increased.  
**CC Excl:** See code: 425.0

**425.4 Other primary cardiomyopathies**

Cardiomyopathy: NOS	Cardiomyopathy: idiopathic
congestive	nonobstructive
constrictive	obstructive
familial	restrictive
hypertrophic	Cardiovascular collagenosis

**CC Excl:** See code: 425.0  
**AHA:** ▶ 4Q, '09, 141; ◀ 1Q, '07, 20; 2Q, '05, 14; 1Q, '00, 22; 4Q, '97, 55; 2Q, '90, 19

**TIP:** For congestive cardiomyopathy, assign first a code for the CHF (category 428) if the treatment is directed toward the CHF.  
**I42.8** Other cardiomyopathies

**425.5 Alcoholic cardiomyopathy**

**DEF:** Heart disease as result of excess alcohol consumption.  
**CC Excl:** See code: 425.0  
**AHA:** S-O, '85, 15

**425.7 Nutritional and metabolic cardiomyopathy**

**Code first underlying disease, as:**  
 amyloidosis (277.30-277.39)  
 beriberi (265.0)  
 cardiac glycogenosis (271.0)  
 mucopolysaccharidosis (277.5)  
 thyrotoxicosis (242.0-242.9)

**EXCLUDES** gouty tophi of heart (274.82)  
**CC Excl:** See code 425.0

**425.8 Cardiomyopathy in other diseases classified elsewhere**

**Code first underlying disease, as:**  
 Friedreich's ataxia (334.0)  
 myotonia atrophica (359.21)  
 progressive muscular dystrophy (359.1)  
 sarcoidosis (135)

**EXCLUDES** cardiomyopathy in Chagas' disease (086.0)  
**CC Excl:** See code 425.0

**AHA:** 2Q, '93, 9

**I43** Cardiomyopathy in diseases classified elsewhere

**425.9 Secondary cardiomyopathy, unspecified**

**CC Excl:** See code 425.0

**426 Conduction disorders**

**DEF:** Disruption or disturbance in the electrical impulses that regulate heartbeats.

**426.0 Atrioventricular block, complete**

Third degree atrioventricular block  
**CC Excl:** 426.0-427.5, 427.89, 459.89-459.9  
**AHA:** 2Q, '06, 14

**TIP:** Assign if documentation indicates intermittent complete heart block.

**426.1 Atrioventricular block, other and unspecified**

**TIP:** Assign separate codes for each type of AV block documented.

**426.10 Atrioventricular block, unspecified**

Atrioventricular [AV] block (incomplete) (partial)  
**AHA:** 2Q, '06, 14

**426.11 First degree atrioventricular block**

Incomplete atrioventricular block, first degree  
 Prolonged P-R interval NOS  
**I44.0** Atrioventricular block first degree

14. Operations On The Musculoskeletal System (76-84)

81.55 Revision of knee replacement, not otherwise specified

Code also any removal of (cement) (joint) spacer (84.57)

**EXCLUDES** arthrodesis of knee (81.22)  
revision of knee replacement, components specified (00.80-00.84)

AHA: 4Q, '05, 113; 2Q, '97, 10

81.56 Total ankle replacement BI

81.57 Replacement of joint of foot and toe

81.59 Revision of joint replacement of lower extremity, not elsewhere classified

√4<sup>th</sup> 81.6 Other procedures on spine

Note: Number of vertebrae

The vertebral spine consists of 25 vertebrae in the following order and number:

Cervical: C1 (atlas), C2 (axis), C3, C4, C5, C6, C7

Thoracic or Dorsal: T1, T2, T3, T4, T5, T6, T7, T8, T9, T10, T11, T12

Lumbar and Sacral: L1, L2, L3, L4, L5, S1

Coders should report only one code from the series

81.62-81.64 to show the total number of vertebrae fused on the patient.

Code also the level and approach of the fusion or refusion (81.00-81.08, 81.30-81.39)

DEF: A combined posterior and anterior fusion performed by a surgeon through one incision: lateral transverse, posterior, or anterior.

AHA: 4Q, '03, 99

81.62 Fusion or refusion of 2-3 vertebrae

AHA: ▶2Q, '09, 4-5; ◀2Q, '08, 14; 1Q, '08, 5; 1Q, '06, 12, 13; 4Q, '05, 123; 4Q, '03, 99

81.63 Fusion or refusion of 4-8 vertebrae

AHA: 1Q, '07, 20; 14Q, '03, 99-101

81.64 Fusion or refusion of 9 or more vertebrae

AHA: 4Q, '03, 99

81.65 Percutaneous vertebroplasty

Injection of bone void filler (cement) (polymethylmethacrylate) (PMMA) into the diseased or fractured vertebral body

**EXCLUDES** kyphoplasty (81.66)  
percutaneous vertebral augmentation (81.66)

AHA: 2Q, '08, 15

81.66 Percutaneous vertebral augmentation

Arcoplasty

Insertion of inflatable balloon, bone tamp, or other device displacing (removing) (compacting) bone to create a space (cavity) (void) prior to the injection of bone void filler (cement) (polymethylmethacrylate) (PMMA) or other substance

Kyphoplasty

SKyphoplasty

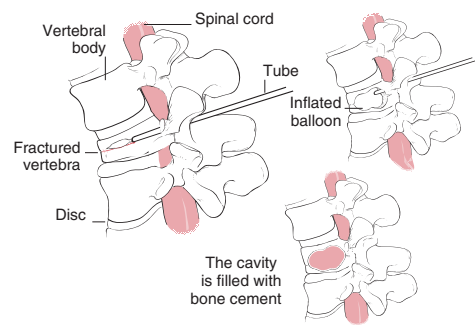
Spineoplasty

**EXCLUDES** percutaneous vertebroplasty (81.65)

AHA: 1Q, '07, 5, 7; 3Q, '06, 13; 4Q, '04, 126

TIP: Assign a separate code from subcategory 77.4 for bone biopsy, if performed with percutaneous vertebral augmentation.

Percutaneous Vertebral Augmentation



√4<sup>th</sup> 81.7 Arthroplasty and repair of hand, fingers, and wrist

**INCLUDES** arthroplasty of hand and finger with:  
external traction or fixation  
graft of bone (chips) or cartilage  
internal fixation device or prosthesis

**EXCLUDES** operations on muscle, tendon, and fascia of hand (82.01-82.99)

DEF: Plastic surgery of hand, fingers and wrist joints.

81.71 Arthroplasty of metacarpophalangeal and interphalangeal joint with implant

81.72 Arthroplasty of metacarpophalangeal and interphalangeal joint without implant

AHA: 1Q, '93, 28

81.73 Total wrist replacement

81.74 Arthroplasty of carpocarpal or carpometacarpal joint with implant

81.75 Arthroplasty of carpocarpal or carpometacarpal joint without implant

AHA: 3Q, '93, 8

81.79 Other repair of hand, fingers, and wrist

√4<sup>th</sup> 81.8 Arthroplasty and repair of shoulder and elbow

**INCLUDES** arthroplasty of upper limb NEC with:  
external traction or fixation  
graft of bone (chips) or cartilage  
internal fixation device or prosthesis

81.80 Total shoulder replacement

AHA: 2Q, '08, 5

81.81 Partial shoulder replacement

81.82 Repair of recurrent dislocation of shoulder

AHA: 3Q, '95, 15

81.83 Other repair of shoulder

Revision of arthroplasty of shoulder

AHA: 1Q, '02, 9; 4Q, '01, 51; 2Q, '00, 14; 3Q, '93, 5

TIP: Assign for SLAP (superior labral anterior posterior—glenoid labrum lesion) repair.

81.84 Total elbow replacement

Partial elbow replacement

81.85 Other repair of elbow

Arthrocentesis

